

CHORE-TIME®

VERSA® Colony System

Limited Release



Colony Housing for Today ... Enrichable for the Future

Chore-Time's Modular VERSA® Colony System with Manure Belt meets today's bird space needs, yet is versatile enough to meet the needs of the future as well. Removable backs and partitions permit a wide variety of compartment sizes without loss of structural support. The VERSA System is also able to be fully enriched from the beginning or at a later date.

SYSTEM FEATURES

- Chore-Time's VERSA Colony System is available in models from 3- to 12-high in rows up to 520 feet (160 meters) long; walkways are easily integrated.
- Easily removable mesh partitions improve ventilation. Compartment width is determined by the number of partitions removed. Height is 22 inches (55.9 cm).
- Compartment backs are optional from the start or can be removed later.
- Enrichments include:
 - Easy-to-grip, plastic perches.
 - Nest pad area with flexible red curtains.

- Scratch panels for keeping claws trimmed.
- Turf-style litter pad with feed delivery system for dust baths.
- Independently mounted Chore-Time® Watering System is not affected by removal of partitions.
- Feed birds using Chore-Time's famous ULTRAFLO® Feeding System.
- Floor slope improves egg roll-out, and distance to egg tray helps protect eggs from damage.
- Modular design makes repairs and manure belt access easier. Legs on four-foot centers eases leveling.
- Easy assembly features innovative interlocking parts, and requires fewer rings.
- Tall, full-open horizontal doors provide comfortable access to feed and easier bird placement/removal.
- For even greater durability, compartments and structural components are manufactured using all galvanized steel construction and Galfan® floors.
- Flexible floor has tighter



Chore-Time's VERSA® Fully Enriched Colony System has received the American Humane Association Seal of Approval for Humane Housing Systems. (Visit www.TheHumaneTouch.org for details.)

- mesh spacing in bird standing area and is better for birds' feet.
- Floor support is simple continuous rod construction.

- System is covered by Chore-Time's generous warranty and solid backing. (See Chore-Time's written warranty for complete details.)

Gentle Egg Collection with Accurate Counting

Chore-Time's ULTRA-LIFT® XL Egg Collection System is the ideal system to insure a safe trip for the egg all the way from the hen to the cross conveyor.

ULTRA-LIFT® XL Features

- Each egg belt has its own set of egg-handling baskets.
- Eggs are handled individually for minimal egg-to-egg contact.
- No timing devices.
- Variable discharge heights.
- Requires less space at the end of the row than other collectors.
- Eggs are transferred to

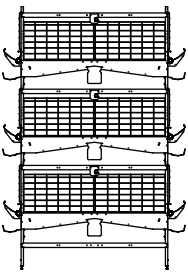
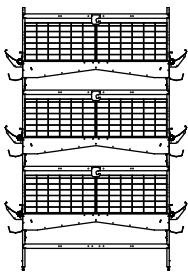
cross conveyor by gravity and a unique rotation of the baskets.

- Slack belt switch automatically maintains proper egg belt tension and prevents system failure.
- Proven egg counting system is accurate to within 0.5%.


Galfan is not owned or licensed by CTB, Inc. and is the sole property of its respective owner.




Chore-Time VERSA® Colony System Specifications For 3-High to 12-High Systems

Sample 3-High VERSA Colony System with Air Tube	Compartment (Comp.) Size (w x D)	Floor Area	Birds per Comp.	Bird Space	Nipples per Comp.	Birds per Nipple	Feeder Space per Comp.	Feeder Space per Bird	Sample 3-High VERSA Colony System without Air Tube
	24.0 x 26.35 in 60.9 x 66.9 cm	632.4 in ² 4,074 cm ²	8 9	79.05 in ² 70.2 in ²	1	8 9	24 inches	3.0 inches 2.7 inches	
	48.0 x 52.7 in 121.9 x 133.8 cm	2,529 in ² 16,310 cm ²	17 36	148.8 in ² 70.2 in ²	4	4.25 9	96 inches	5.6 inches 2.7 inches	
	96.0 x 52.7 in 243.8 x 133.8 cm	5,059.2 in ² 32,620 cm ²	35 43	144.5 in ² 117.6 in ²	8	4.375 5.25	192 inches	5.4 inches 4.4 inches	
VERSA® Fully Enriched Colony System	144.0 x 52.7 in 365.8 x 133.8 cm	7,588.8 in ² 48,944 cm ²	61	124.4 in ²	10	6.1	288 inches	4.72 inches	American Humane Association Seal of Approval

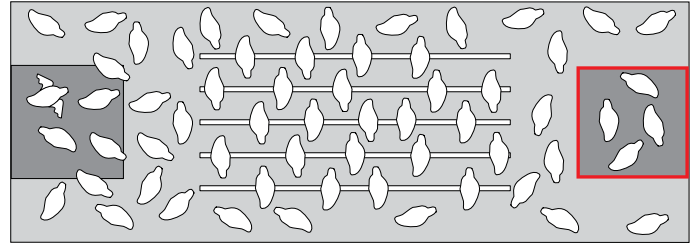
Graphical Representation of Various VERSA® Colony System Configurations



Today's Conventional Housing
4 Spaces Each 24" x 26.35"
70 Square Inches Per Bird



Unfurnished Colony Housing
48" Wide by 52.7" Deep
144 Square Inches Per Bird



Fully Enriched Colony Housing
American Humane Association Seal of Approval
144" Wide by 52.7" Deep - 124.4 Square Inches Per Bird - 61 Birds

Superior Manure Handling and Drying

Chore-Time's Manure Belt System is self-cleaning and offers exceptionally good tracking for years of smooth operation and extremely manageable manure.

CHORE-TIME MANURE BELT DRIVE SYSTEM

- Each tier has a separate drive unit with its own motor and can be operated independently of the others as needed.
- Modular construction makes Chore-Time's system easier to install. Parts are interchangeable between tiers.
- Rubber-coated drive roller is coupled with steel pressure rollers - a

combination that allows reliable belt operation on row lengths up to 520 feet (160 meters).

- Pressure roller scrapers keep rollers clean for better tracking and improved pull of the manure belt.
- Plastic belt scraper cleans belt without cutting or damaging it. Each tier's belt can be cleaned easily and individually.
- Uses the same proven Chore-Time gearheads and motors used in Chore-Time feeders and egg collectors.
- Drive mechanism is designed to protect critical parts from damage should a problem occur.



Consider Chore-Time's Manure Drying (MD™) System (above right) to create marketable manure in a matter of days with the air you are already moving through your layer house.



EGG PRODUCTION SYSTEMS
CHORE-TIME BROCK INTERNATIONAL
Divisions of CTB, Inc.

Phone 574.658.4101 or
+1.574.658.9323 (International)
Internet: www.choretimeegg.com
or www.ctbworld.com
E-mail: egg@choretime.com